

Uruguayan solar module exports





Overview

How much electricity does Uruguay export to Brazil?

In 2024, UTE, the state-owned company in charge of managing Uruguay's electrical grid, officially reported exporting 2.026 GWh for approximately \$104 million in energy exports. One of the limiting factors for electricity exports to Brazil are the number of cross-border connections, currently 570 MV from Melo and 70 MV from Rivera.

How much solar energy does Uruguay get?

Uruguay receives an average 1,700 KW per square meter of sunlight a year, on par with Mediterranean countries although solar represents only a fraction of the country's total electricity production. Uruguay's Investment Promotion Law offers incentives for investing in solar manufacturing, systems implementation, and solar energy utilization.

Where in Uruguay will a solar park be built in 2024?

In 2024, Uruguay's state-owned electricity company UTE inaugurated a large-scale photovoltaic solar park in Punta del Tigre as part of its broader plan to add 900 MW of solar capacity through 100 MW modules.

How much does Uruguay export in 2026?

In the long-term, the Uruguay Exports is projected to trend around 1013050.00 USD Thousand in 2026 and 1042000.00 USD Thousand in 2027, according to our econometric models. Uruguay has an export oriented economy. The country is one of the largest exporters of beef and related products (30 percent of total exports).



Uruguayan solar module exports




[Uruguay Exports , Historical Chart & Data](#)

Dec 7, 2025 · Uruguay exports for 2021 were 19.43 billion US dollars, a 41.69% increase from 2020. Uruguay exports for 2020 were 13.72 billion US dollars, a 21.01% decline from 2019. ...

[Solar Supply Chain: The Port of Montevideo's Strategic Edge](#)

Oct 10, 2025 · A well-structured business plan for a solar module factory often focuses on machinery, labor, and market demand. However, a frequently underestimated factor can ...



[Uruguay Trade Statistics , WITS](#)

Uruguay Trade Statistics including exports and imports by partner and products, tariffs and relevant development indicators.

Reports

Ver más Reports Foreign Trade Annual Report - 2022 Uruguayan exports of goods grew by 16.5% in 2022, reaching USD 13,356 million and once again surpassing an all-time high. In ...



[Uruguay Photovoltaic Market \(2025-2031\) , Analysis & Forecast](#)

6Wresearch actively monitors the Uruguay Photovoltaic Market and publishes its comprehensive annual report, highlighting emerging trends, growth drivers, revenue analysis, and forecast ...



Uruguay Exports

Exports in Uruguay decreased to 1167153 USD Thousand in September from 1230804 USD Thousand in August of 2025. This page provides the latest reported value for - Uruguay ...



[Find Uruguay Importers & Uruguay Exporters](#)


Oct 28, 2025 · Find More New Uruguayan Importers and Exporters Instantly with Tendata's Uruguay Trade Data. Access Uruguay Importers and Uruguay Exporters Data, Analyze Import ...





ENERGY PROFILE Uruguay

Indicators of renewable resource potential Solar PV: Solar resource potential has been divided into seven classes, each representing a range of annual PV output per unit of capacity ...



Uruguay's Top Exports 2024

Products Generating Uruguay's Largest Trade Surpluses
Products Causing Uruguay's Worst Trade Deficits
Uruguayan Export Companies
Uruguay incurred an overall -US\$3.3 billion trade deficit during 2023, up by 84.6% from the -\$1.8 billion in red ink one year earlier for 2022. Below are exports from Uruguay that result in negative net exports or product trade balance deficits. These negative net exports reveal product categories where foreign spending on home country Uruguay's go See more on worldstopexports International Trade Administration

Uruguay - Energy - International Trade Administration

Aug 15, 2025 · The country seeks to identify additional domestic uses for excess electricity and potentially increase exports to Argentina and Brazil. In 2024, UTE, the state-owned company ...

Uruguay

Aug 15, 2025 · The country seeks to identify additional domestic uses for excess electricity and potentially increase exports to Argentina and Brazil. In 2024, UTE, the state-owned company ...




Uruguay Exports

Exports in Uruguay decreased to 1167153 USD Thousand in September from 1230804 USD Thousand in August of 2025. This page provides the latest ...



Uruguay's Top Exports 2024

That dollar metric surpasses the average \$2,600 per capita one year earlier in 2023. Uruguay's Top 10 Exports The following export product groups represent the highest dollar value in ...



Contact Us

For technical specifications, project proposals, or partnership inquiries, please visit:
<https://eiei.pl>



Scan QR Code for More Information



<https://eiei.pl>