

5mw wind turbine transmission system design





Overview

Which curves are included in a 5-MW reference wind turbine?

Also, the included curves are the generator power and generator C_p . Aerodynamic power and C_p are available at the source. Jonkman, J., S. Butterfield, W. Musial, and G. Scott. 2009. Definition of a 5-MW Reference Wind TURbine for Offshore System Development.

Does NREL's 5MW reference wind turbine have a gearbox model?

NREL's 5MW reference wind turbine has been broadly employed by researchers around the world for structural design studies, but currently, there is no gearbox model in the wind turbine literature available for detailed investigations of the drivetrain. The systems engineering approach has been employed for designing this reference gearbox.

What is a 5MW gearbox vulnerability map?


5MW gearbox vulnerability map. In this paper, a 5MW reference gearbox for an offshore wind turbine is presented. The aim of this work is to support conceptual studies and design comparisons of various offshore wind turbine models.

How is NREL offshore 5MW wind turbine simulated?

A standalone NREL offshore 5-MW baseline wind turbine is then simulated using the actuator line method coupled with large eddy simulation. Proper Orthogonal Decomposition is employed to analyze the wake characteristics under different incoming turbulence conditions.



5mw wind turbine transmission system design



[NREL_5MW_126_RWT -- NREL/turbine ...](#)

Jan 25, 2021 · This turbine model originates from a 2019 NREL Technical Report 1 and more details are available in 2. Note: (from Forum) ...

DESIGN OPTIMIZATION OF A 5 MW FLOATING OFFSHORE VERTICAL AXIS WIND TURBINE

5mw wind turbine transmission system design
This paper presents detailed descriptions, modeling parameters and technical data of a 5MW high-speed gearbox developed for the ...



[NREL_5MW_126_RWT -- NREL/turbine-models power curve ...](#)

Jan 25, 2021 · This turbine model originates from a 2019 NREL Technical Report 1 and more details are available in 2. Note: (from Forum) RotThrust is axial force including some ...



[The 5 MW DeepWind floating offshore vertical wind ...](#)

Abstract Floating vertical-axis wind turbines for offshore wind energy present a concept with novelty and potentials for reducing COE. Cost reduction for offshore wind power plants is an ...




[Analysis of a Wind Turbine Power Transmission System ...](#)

This paper explores some of the design rationale behind such a power transmission system and uses exergy analysis to explain and evaluate its operation. Keywords: Wind turbines, energy ...



[Definition of a 5-MW Reference Wind Turbine for ...](#)

Sep 26, 2013 · The Recommendations for Design of Offshore Wind Turbines project (known as RECOFF) based its conceptual design calculations on a wind turbine with a 5-MW rating [32].



[5mw wind turbine transmission system design](#)

Analysis of NREL-5MW wind turbine wake under varied Additionally, it is equipped with a variable-speed transmission system that adjusts the rotational speed of the generator according to ...





Design and control of the mechanical-hydraulic hybrid transmission

May 1, 2024 · As wind turbines become larger and move into deeper sea, their operating environment worsen. The torque fluctuation inside the drive chain is aggravated, which leads ...



[Development of a 5 MW reference gearbox ...](#)

Jul 27, 2015 · A planetary-planetary-parallel configuration is a common ...

[Power System Architecture: Finding the Best Solution for ...](#)

Nov 26, 2017 · Executive Summary The author performed a concept study of power system architectures for a 5MW offshore wind turbine designed for manufacture and installation in ...




Development of a 5 MW reference gearbox for offshore wind turbines

Jul 27, 2015 · A planetary-planetary-parallel configuration is a common design layout for wind turbine gearboxes that have power ratings greater than 2MW, which is selected for the 5MW ...



[Analysis of NREL-5MW wind turbine wake under varied](#)

Apr 1, 2024 · The wake refers to the airflow formed after the wind passes through a turbine, which significantly influences the turbines located downstream [[2], [3], [4]]. Understanding the wake ...



Contact Us

For technical specifications, project proposals, or partnership inquiries, please visit:
<https://eiei.pl>

Scan QR Code for More Information



<https://eiei.pl>